

ALUMINIUM MODULAR ACCESS TOWER SYSTEM

INSPECTION GUIDANCE

The premium industrial quality, aluminium modular access tower system




Please follow these inspection instructions carefully while utilizing a XO Aluminium Modular Access Tower System.

PLATFORM



Plywood

- In place
- Secure
- No cracks, cuts or holes
- Laminations intact
- Non-slip coating facing upwards, undamaged and no excessive paint, plaster, oils and other contaminants



Platform Rivets

- Rivet heads in place
- Secure
- Undamaged



Trapdoor Hinges, Stay Arm and Catch


- In place
- Secure
- No excessive wear or corrosion
- Hinges and stay arm free to move
- Open trapdoor fully and release - it must close completely and latch



Platform Framework


- No damage, cracks, holes or excessive corrosion, especially around the welds and hooks
- No more than one dent in a 300mm length
- Check all rivets and fixings are secure
- Diagonal dimensions are equal within 5mm
- Check platform is flat within 15mm
- Wind locks operate correctly and easily
- Label showing maximum permissible platform load is in place & secure and legible

FRAMES



Tubes and Corner Gussets

- Maximum deflection 5mm in 1000mm length
- No excessive denting or creasing
- No more than one dent in a 300mm length
- No cracks, cuts, holes, or excessive corrosion
- Clean, contaminant-free tubes for safe handling and assembly.



Joints

- No cracks or excessive corrosion in welds or surrounding metal
- No cracks or excessive corrosion in castings
- Joints at right-angle



Spigots

- In place and straight
- No cuts, dents or excessive corrosion
- Securely retained but floating on pin
- No damage or excessive wear to 12mm location hole
- Plastic end cap in place



Built-in Ladders

- Sides and rungs straight with no cracks, cuts or excessive corrosion
- No cracks or excessive corrosion in welds or surrounding metal
- Rungs in place and secure
- No excessive paint, plaster, oils and other contaminants



Spring Interlock Clip

- Clips in place and operate correctly
- No distortion or excessive corrosion
- Pin secure and not worn



Folding Base Frames

- Frames open and close
- Retaining pin in place, undamaged and engages correctly
- All fixings secure



Labels

- Labels securely attached and legible

BRACES



Tubes

- Maximum deflection 5mm in 1000mm length
- No excessive denting or creasing
- No more than one dent in a 300mm length
- No cracks, cuts, holes or excessive corrosion
- Tubes sufficiently clean and free from paint, plaster and other contaminants, that would prevent safe handling or assembly



Hooks

- No damage, excessive corrosion or deformation, and hook works correctly
- Prime hook and latch onto a piece of frame tube. Using a moderate to heavy force, ensure hook cannot become detached



STABILISERS



Tubes

- Maximum deflection 5mm in 1000mm length
- No excessive denting or creasing
- No more than one dent in a 300mm length
- No cracks, cuts, holes or excessive corrosion, or excessive paint, plaster etc.
- Telescopic tubes move freely
- Retaining clip in place, undamaged and operates



Clamps

- Clamps, bolts and handle in place and undamaged
- No cracks in the clamp-casting
- No excessive wear in bolt and handle threads
- Pivots rotate freely
- Clamp tightens securely on frame tube




Foot

- Pivoting versions rotate freely
- No cracks, excessive wear or other damage
- Check security of the rivets fixing the plastic pad/foot

The threads of the bolt and handles of the locking clamp assemblies and the pivot pins in the pivot castings will benefit from the application of a penetrating lubricant.



ADJUSTABLE LEG



All Parts

- Operates correctly and stem is straight, free from dents with a maximum deflection of 5mm over the entire length
- No cracks, cuts, holes, or heavy corrosion.
- Check retaining spring in place
- Leg fits frame tube, held by spring.
- Castor fits adjustable leg

CASTORS



- Check brake operates correctly
- No excessive wear or damage in the wheel, spigot and swivel bearings
- Ball retains castor in adjustable leg



Base Plates

- No excessive buckling or corrosion
- Plate secure on stem
- Fit base plate into adjustable leg and check it is retained in position

The thread of the adjustable leg and nut will benefit from the application of a penetrating lubricant.



TOE BOARDS & TOE BOARD CLIPS



Boards

- No splits or cracks
- No excessive warping

Clips

- Fit clip to tower tube to check operates correctly